

# SET RATTAN COMPOSTO DA 1 DIVANO A 3 POSTI, 1 TAVOLINO E 2 POLTRONE



ISTRUZIONI DI MONTAGGIO  
INSTRUCTIONS D'ASSEMBLAGE  
ASSEMBLING INSTRUCTIONS  
AUFBAU ANWEISUNGEN  
INSTRUCCIONES DE MONTAJE  
INSTRUÇÕES DE MONTAGEM



058G07715JLM4

Prodotto da **IGAP spa** nello stabilimento di: Via Garibaldi 244  
46013 CANNETO SULL'OGGIO (Mantova) Italy  
Tel. +039 0376.7172200 - Fax 0376.7172290


# TAVOLINO SET RATTAN

ELENCO ACCESSORI PER IL TAVOLINO  
LISTE DES PIÈCES POUR LA TABLE  
LIST OF PIECES FOR THE TABLE  
LISTE DER TEILE FÜR DEN TISCH  
ELENCO DE LOS ACCESORIOS PARA LA MESA  
LISTA DE ACESSÓRIOS POR LA MESA BAIXA




A = 2

B = 2




C = 4



# TAVOLINO SET RATTAN

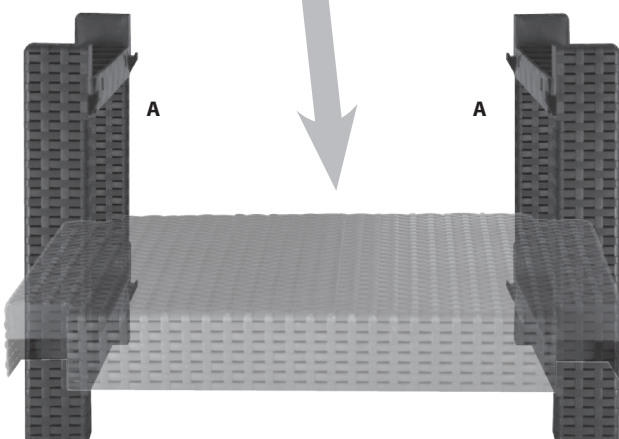
ISTRUZIONI DI MONTAGGIO PER IL TAVOLINO  
INSTRUCTIONS D'ASSEMBLAGE POUR LA TABLE  
ASSEMBLING INSTRUCTIONS FOR THE TABLE  
AUFBAU ANWEISUNGEN FÜR DEN TISCH  
INSTRUCCIONES DE MONTAJE PARA LA MESA  
INSTRUÇÕES DE MONTAGEM POR LA MESA BAIXA

B



1


2



A


A

3




B





B


4



B

B


5



c

1

6



7

#### AVVERTENZE DA CONSERVARE

Prodotto in plastica  
NON ESPORRE a + 50°C e - 0°  
Usare su una superficie piana.  
Pulire con acqua e sapone, NON USARE SOLVENTI .

#### INSTRUCTIONS TO BE KEPT

Plastic product  
DO NOT EXPOSE to + 50°C and - 0°  
Use on a level surface.  
Clean using soap and water, DO NOT USE SOLVENTS.

#### MISES EN GARDE A CONSERVER

Produit en plastique  
NE PAS EXPOSER à + 50°C et à - 0°C  
A utiliser sur un support plan.  
Nettoyer avec eau et savon, NE PAS UTILISER DE SOLVANTS.

#### HINWEISE ZUR AUFBEWAHRUNG

Kunststoffprodukt  
KEINER TEMPERATUR AUSSETZEN, die über 50°C oder  
unter -0°C liegt - Eine ebene Oberfläche verwenden.  
Mit Wasser und Seife reinigen, KEINE LÖSUNGSMITTEL VERWENDEN.

#### CONSERVE LAS ADVERTENCIAS


Producto de plástico  
NO EXPONGA a + 50°C y - 0°  
Use sobre una superficie plana.  
Limpie con agua y jabón, NO USE SOLVENTES.

#### ADVERTÊNCIAS PARA SEREM CONSERVADAS


Produto de plástico  
NÃO EXPOR a + 50°C e - 0°  
Usar sobre uma superfície plana.  
Limpar com água e sabão, NÃO USAR SOLVENTES .

# POLTRONE SET RATTAN


ELENCO ACCESSORI PER 2 POLTRONE  
LISTE DES PIECES POUR 2 FAUTEUILS  
LIST OF PIECES FOR 2 ARMCHAIRS  
LISTE DER TEILE FUER 2 SESSEL  
ELENCO DE LOS ACCESORIOS PARA 2 SILLONES  
LISTA DE ACESSÓRIOS



G = 2



C = 8




I = 4



D = 2




K = 6




H = 2



J = 24



F = 2



E = 2




# POLTRONE SET RATTAN

ISTRUZIONI DI MONTAGGIO PER 1 POLTRONA  
INSTRUCTIONS D'ASSEMBLAGE POUR 1 FAUTEUIL  
ASSEMBLING INSTRUCTIONS FOR 1 ARMCHAIR  
AUFBAU ANWEISUNGEN FUER 1 SESSEL  
INSTRUCCIONES DE MONTAJE PARA 1 SILLON  
INSTRUÇÕES DE MONTAGEM POR 1 CADEIRA




K

1



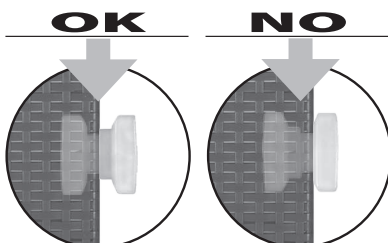
K

2



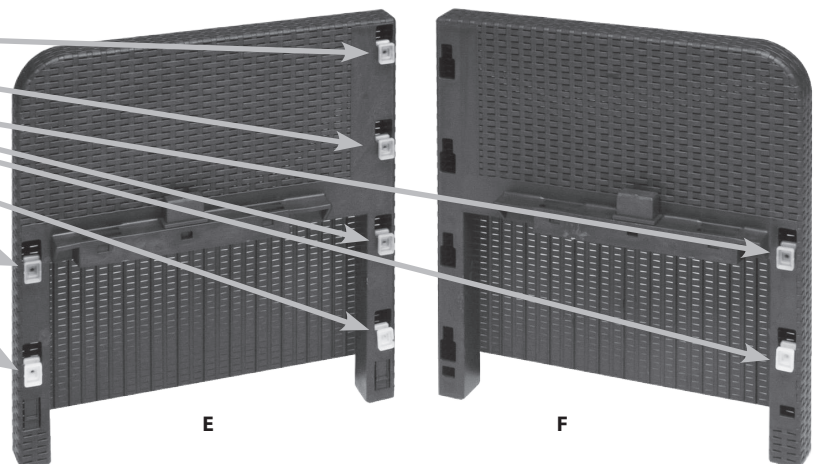
J

3



OK

NO



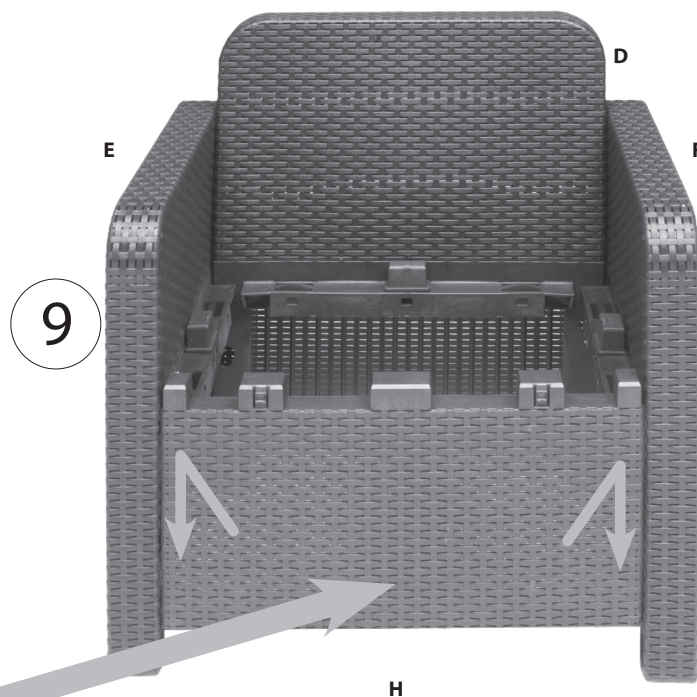


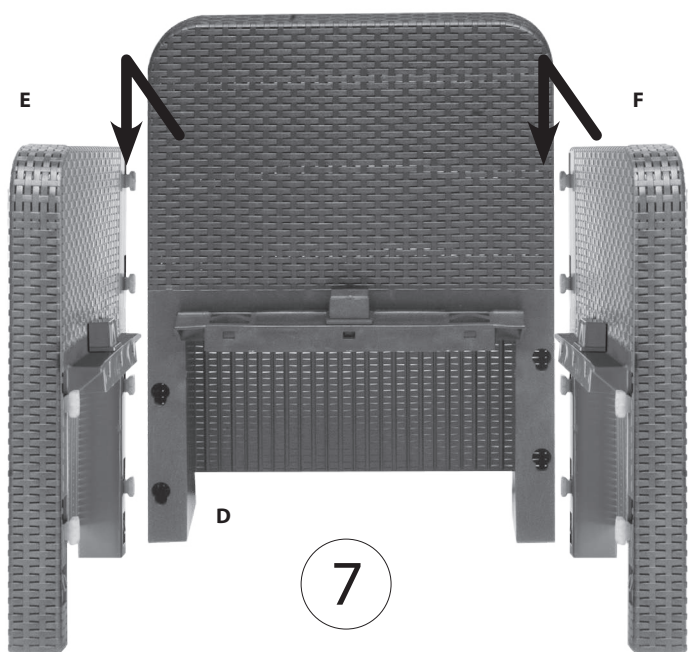
# POLTRONE SET RATTAN

ISTRUZIONI DI MONTAGGIO PER 1 POLTRONA  
INSTRUCTIONS D'ASSEMBLAGE POUR 1 FAUTEUIL  
ASSEMBLING INSTRUCTIONS FOR 1 ARMCHAIR  
AUFBAU ANWEISUNGEN FUER 1 SESSEL  
INSTRUCCIONES DE MONTAJE PARA 1 SILLON  
INSTRUÇÕES DE MONTAGEM POR 1 CADEIRA



# POLTRONE SET RATTAN



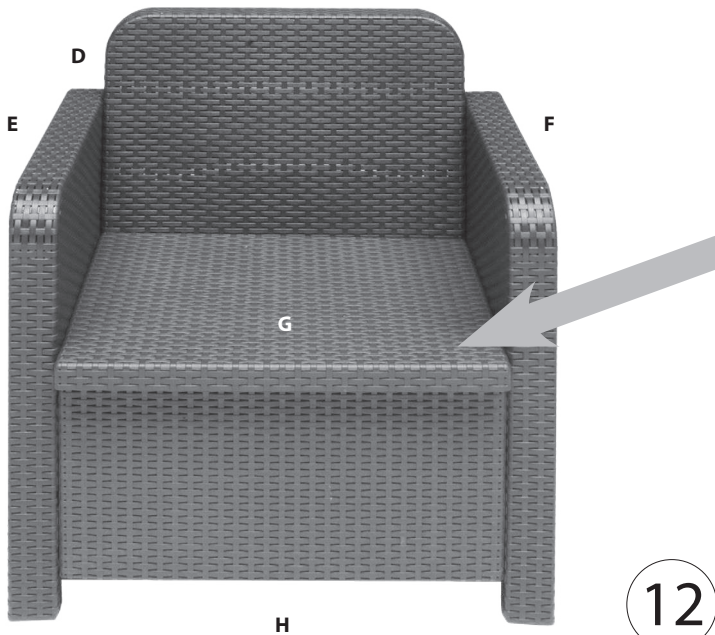
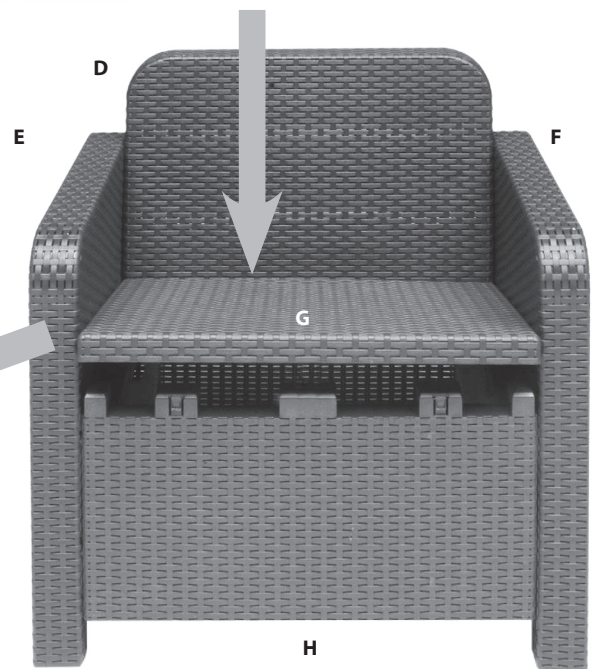

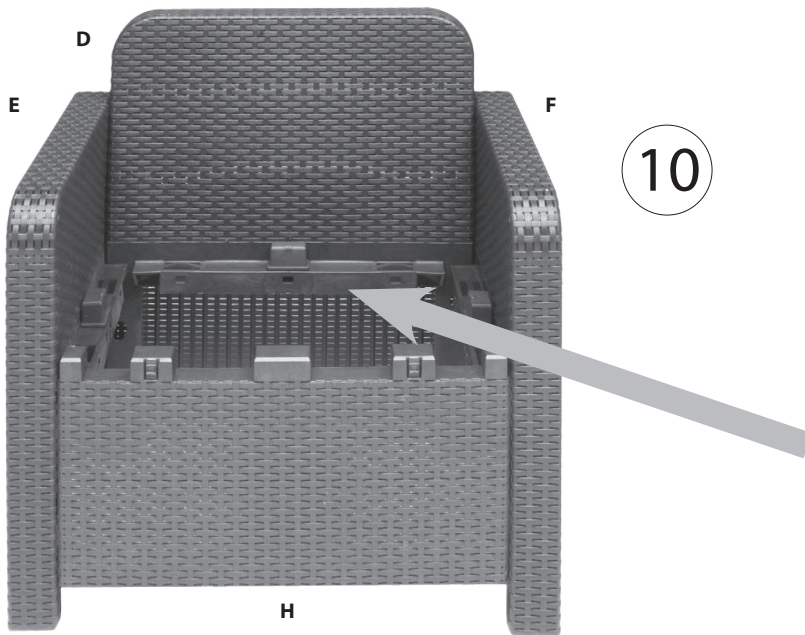
ISTRUZIONI DI MONTAGGIO PER 1 POLTRONA  
INSTRUCTIONS D'ASSEMBLAGE POUR 1 FAUTEUIL  
ASSEMBLING INSTRUCTIONS FOR 1 ARMCHAIR  
AUFBAU ANWEISUNGEN FUER 1 SESSEL  
INSTRUCCIONES DE MONTAJE PARA 1 SILLON  
INSTRUÇÕES DE MONTAGEM POR 1 CADEIRA





# POLTRONE SET RATTAN


ISTRUZIONI DI MONTAGGIO PER 1 POLTRONA  
INSTRUCTIONS D'ASSEMBLAGE POUR 1 FAUTEUIL  
ASSEMBLING INSTRUCTIONS FOR 1 ARMCHAIR  
AUFBAU ANWEISUNGEN FUER 1 SESSEL  
INSTRUCCIONES DE MONTAJE PARA 1 SILLON  
INSTRUÇÕES DE MONTAGEM POR 1 CADEIRA






# DIVANO SET RATTAN


ELENCO ACCESSORI PER IL DIVANO  
LISTE DES PIÈCES POUR LE DIVAN  
LIST OF PIECES FOR THE SOFA  
LISTE DER TEILE FÜR DAS SOFA  
ELENCO DE LOS ACCESORIOS PARA EL DIVAN  
LISTA DE ACESSÓRIOS POR O SOFÀ



G = 3



C = 8



I = 6




N = 2



K = 17

D = 3




H = 3



J = 20


F = 1



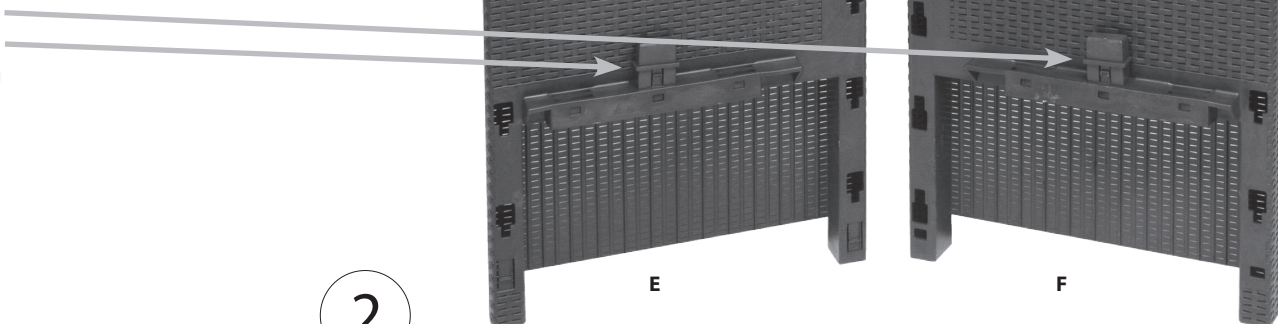
E = 1

# DIVANO SET RATTAN



ISTRUZIONI DI MONTAGGIO PER IL DIVANO  
INSTRUCTIONS D'ASSEMBLAGE POUR LE DIVAN  
ASSEMBLING INSTRUCTIONS FOR THE SOFA  
AUFBAU ANWEISUNGEN FUER DAS SOFA  
INSTRUCCIONES DE MONTAJE PARA EL DIVAN  
INSTRUÇÕES DE MONTAGEM POR O SOFÀ



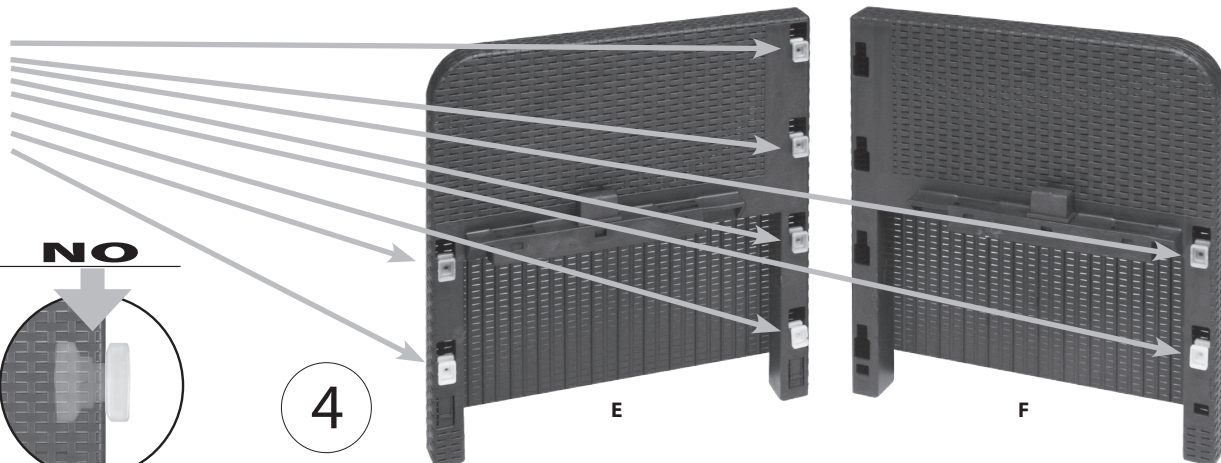
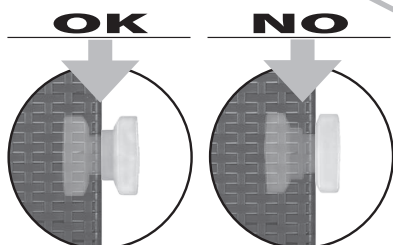
1



2



3





4




# DIVANO SET RATTAN

ISTRUZIONI DI MONTAGGIO PER IL DIVANO  
INSTRUCTIONS D'ASSEMBLAGE POUR LE DIVAN  
ASSEMBLING INSTRUCTIONS FOR THE SOFA  
AUFBAU ANWEISUNGEN FUER DAS SOFA  
INSTRUCCIONES DE MONTAJE PARA EL DIVAN  
INSTRUÇÕES DE MONTAGEM POR O SOFÀ

5



6



7

# DIVANO SET RATTAN

ISTRUZIONI DI  
MONTAGGIO PER IL  
DIVANO


INSTRUCTIONS  
D'ASSEMBLAGE  
POUR LE DIVAN

ASSEMBLING IN-  
STRUCTIONS FOR  
THE SOFA

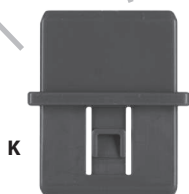
AUFBAU ANWEI-  
SUNGEN FUER DAS  
SOFA

INSTRUCCIONES DE  
MONTAJE PARA EL  
DIVAN


INSTRUÇÕES DE  
MONTAGEM POR O  
SOFA



8




K



9



K



10



# DIVANO SET RATTAN

ISTRUZIONI DI MONTAGGIO PER IL DIVANO


INSTRUCTIONS D'ASSEMBLAGE POUR LE DIVAN

ASSEMBLING INSTRUCTIONS FOR THE SOFA


AUFBAU ANWEISUNGEN FÜR DAS SOFA

INSTRUCCIONES DE MONTAJE PARA EL DIVAN

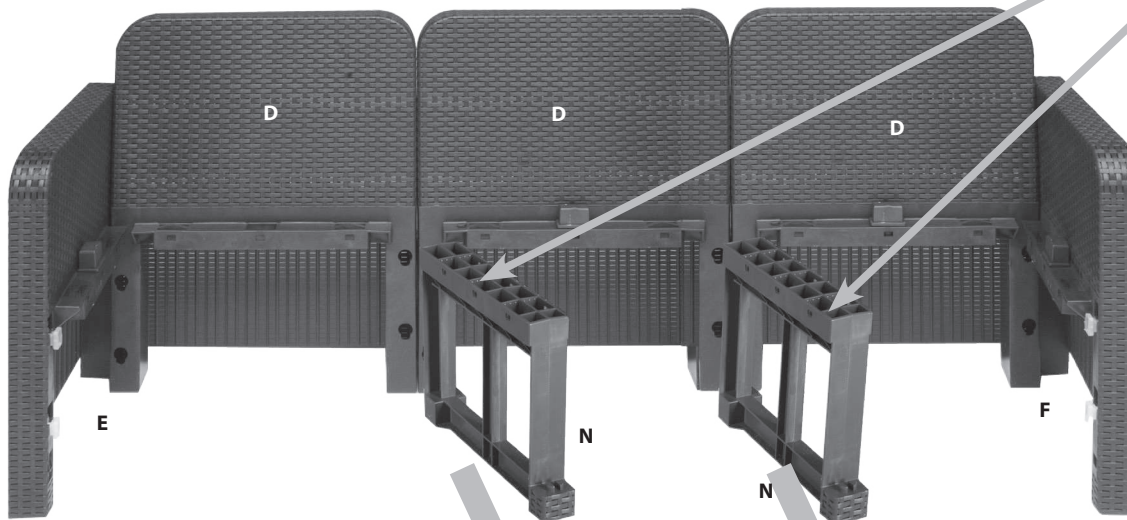
INSTRUÇÕES DE MONTAGEM POR O SOFÀ



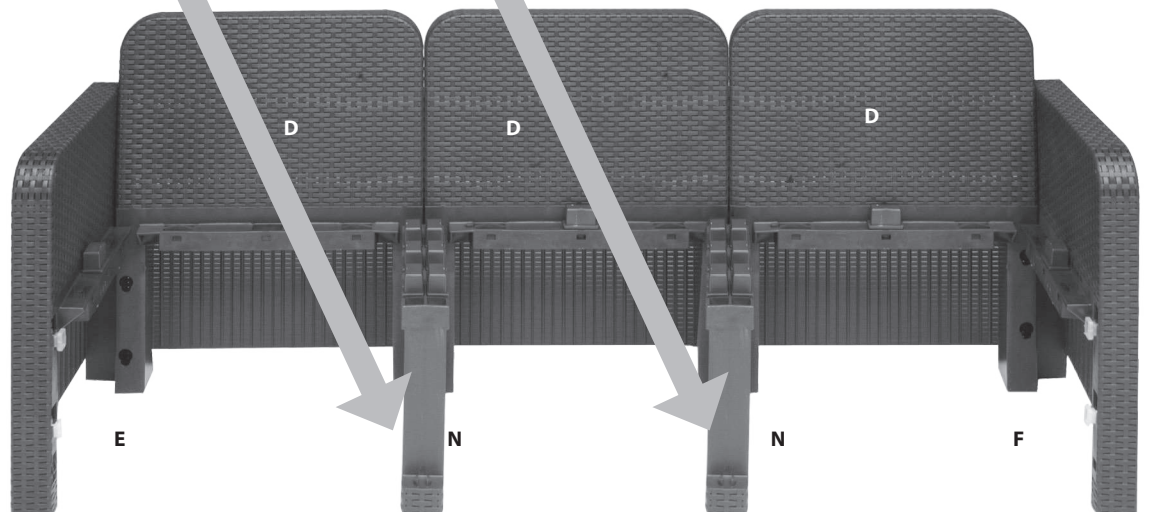
11



12



13






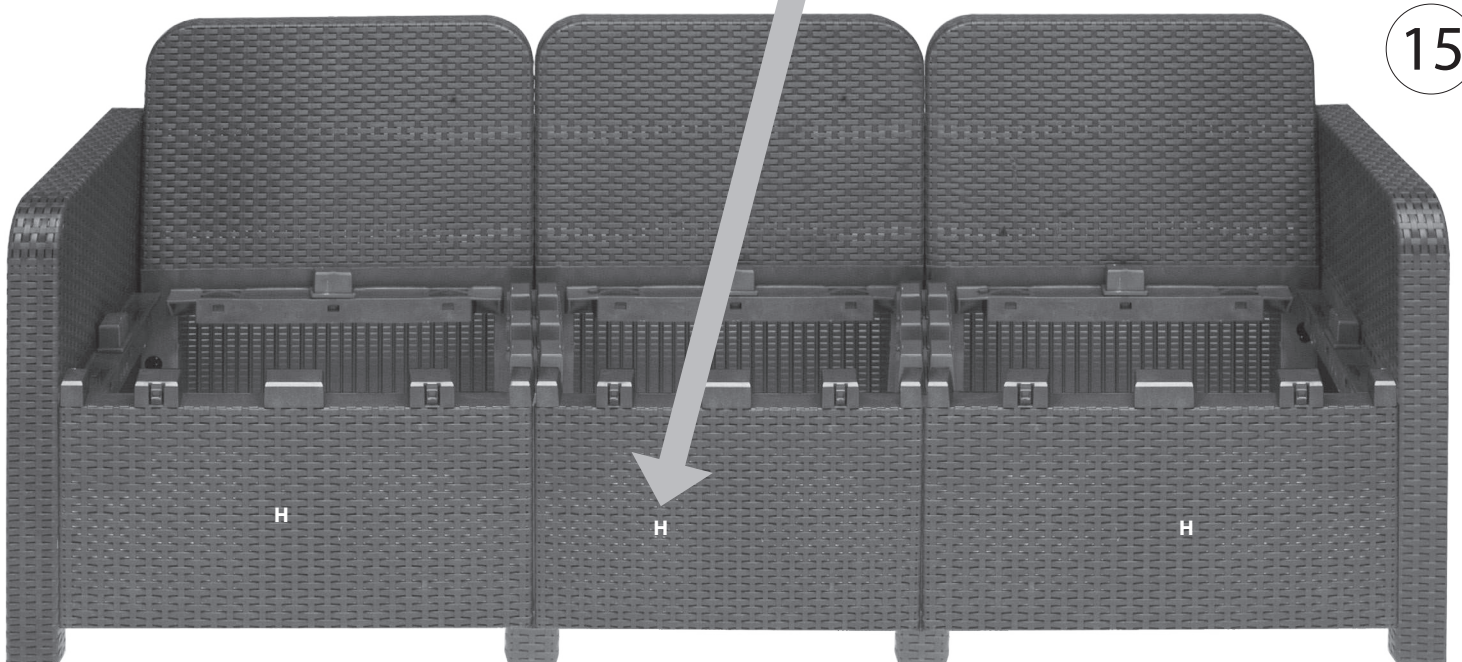
# DIVANO SET RATTAN

ISTRUZIONI DI MONTAGGIO PER IL DIVANO  
INSTRUCTIONS D'ASSEMBLAGE POUR LE DIVAN  
ASSEMBLING INSTRUCTIONS FOR THE SOFA  
AUFBAU ANWEISUNGEN FÜR DAS SOFA  
INSTRUCCIONES DE MONTAJE PARA EL DIVAN  
INSTRUÇÕES DE MONTAGEM POR O SOFÀ

14




15





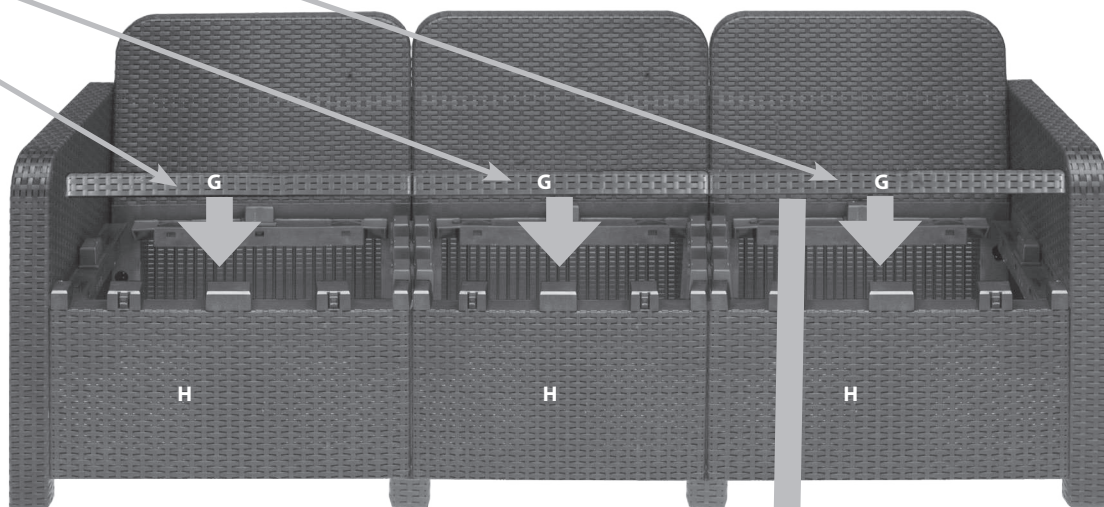
# DIVANO SET RATTAN

ISTRUZIONI DI MONTAGGIO PER IL DIVANO  
INSTRUCTIONS D'ASSEMBLAGE POUR LE DIVAN  
ASSEMBLING INSTRUCTIONS FOR THE SOFA  
AUFBAU ANWEISUNGEN FÜR DAS SOFA  
INSTRUCCIONES DE MONTAJE PARA EL DIVAN  
INSTRUÇÕES DE MONTAGEM POR O SOFÀ




G


16



17




18



c

19

i



# CUSCINI SET RATTAN



**OPZIONALE!**

AVVERTENZE GENERALI  
NOTICES  
GENERAL NOTICE

ALLGEMEINE AUSKUNFT  
ADVERTENCIAS GENERALES  
INFORMAÇÕES GERAIS

I cuscini sono inclusi solo se previsti dal modello acquistato.

Les coussins sont ajoutées seulement si ils sont des composantes du modèle acheté.

Cushions are added only if they are components of the purchased model.

Die Kissen werden nur hinzugefügt, wenn sie Komponenten des gekauften Modells sind.

Los cojines se añaden sólo si son componentes del modelo adquirido.

As almofadas são adicionadas somente se eles são componentes do modelo comprado.



## **ATTENZIONE**

Lavare le federe soltanto a mano ed in acqua fredda

## **ATTENTION**

Laver les housses à la main et à l'eau froide seulement

## **ATTENTION**

Hand wash the covers with cold water only

## **ACHTUNG**

Kissenbezüge nur mit Hand in kaltem Wasser waschen.

## **ATENCIÓN**

Lavar las fundas a mano con agua fría únicamente